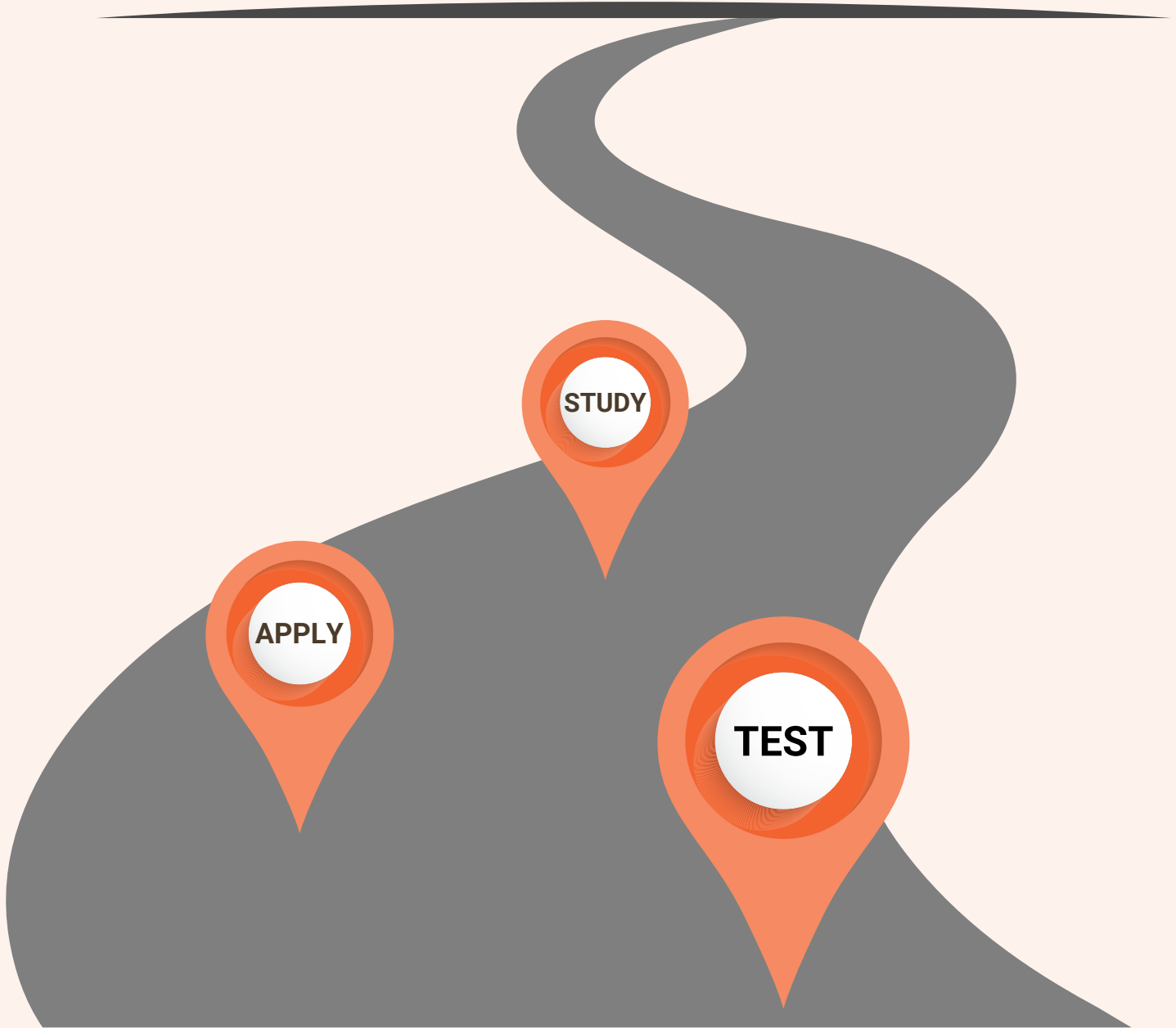




# Your Certified Pediatric Nurse Exam

*A Guide to Preparing, Applying, and Testing*



**PNCB**

PEDIATRIC NURSING  
CERTIFICATION BOARD

# Certified Pediatric Nurse Pathway



## Why Get Certified

Certification can help you stand out where you work and when seeking promotions. Holding certification can increase confidence in clinical abilities and provide personal satisfaction.



## Exam Eligibility

You will need 1800 hours of pediatric clinical practice within the past 24 months as an RN **or** a minimum of 5 years as an RN in pediatric nursing and 3,000 hours in pediatric nursing within the last 5 years with a minimum of 1000 hours within the past 24 months. You also need a current, active, unrestricted RN license.



## Download the Content Outline

The [content outline/test blueprint](#) is your #1 tool to start your study. It describes all subject areas covered by the exam and questions per category. Walk through each line item to assess strong and weak areas..



## Use the Readiness Checklist

Use PNCB's [checklist](#) to maximize support and success for your CPN exam. Details about how to use the content outline and create a study plan are included.




## Check the Reference List

CPN experts who write exam questions develop them from the textbooks on the [reference list](#). PNCB recommends you use 1 pediatric nursing textbook that you are familiar with to review for the exam. This text should also focus on the subject areas covered by the CPN exam content outline. PNCB does not endorse a specific text.



## See PNCB's Sample Questions

Quiz yourself with PNCB [sample questions](#). You will be able to see the correct answers and a reference citation. PNCB also offers 3 affordable practice tests for more questions.



## Explore PNCB Practice Tests

Use PNCB [practice tests](#) to enhance critical thinking skills. Two modules include detailed rationales for what makes an answer right or wrong. One module is a drill of 100 questions with answers. Use practice tests early and often, well before your exam date. Look for the blue CPN practice test images.




## Identify Support

Ask your clinical education / staff development teams, supervisors, and colleagues who have tested what resources are available where you work. Some employers offer support to help you get ready.

# Applying & Testing

## You Can Test at Home

You now have a choice about where and how to test! In your PNCB portal, choose between live remote proctoring at home or other secure quiet place or in-person at a testing center. [Compare choices.](#)



90

## 90-Day Testing Window

How soon are you ready to test after applying? After you submit your online exam application, PNCB emails your 90-day window within 2-3 weeks of application approval.

## Watch Your Inbox

Within 2-3 weeks after submitting your application, PNCB emails approval and instructions on how to schedule your exam. Be sure to check the spam folder.



## Schedule Your Exam

Set your exam appointment within 2 weeks of being notified. Testing seats fill quickly. Schedule your exam appointment within 2 weeks even if you want to test later in your 90-day window.

## Read Your Candidate Handbook

The [candidate handbook](#) outlines important policies. It explains name changes, required IDs, late arrival, cancelling, rescheduling, what is not allowed at the test center/remote exam, and more.



## Check Your 2 IDs

You must present two forms of identification, one with a current photo. Both forms of ID must be current, and both must include your current legal name and signature.

## Receive Your Official Results Email

Your official results arrive by email 2-3 weeks after testing. You can order a free [lapel pin here](#) after your email arrives. Your wallet card will be available in your PNCB [portal](#).




## Receive Wall Certificate

If you pass, you will receive a wall certificate in 6-8 weeks by mail.

# More Tips & FAQs

## Pandemic Protocols

If testing in-person, COVID-19 notices and policies from Prometric Testing Centers are posted on their website at: <https://www.prometric.com/covid-19-update/test-center-policies>



## Understand Exam Ethics

Do you know what you can and can't say about exam content? Use PNCB's exam [ethics toolkit](#) to learn what specific behaviors and practices are prohibited. Don't risk consequences for yourself or other nurses.

## Nursing License

You'll need to enter your license information on the exam application. Have it handy before you start.



## BSN Not Required

Education requirements for RNs who work in a pediatric nursing specialty are a Nursing Diploma, Associate's, Baccalaureate or Master's degree in nursing.

## Population, Not Setting

The CPN exam isn't limited to RNs at children's hospitals. Your pediatric setting might be: community hospital, school, home health care, military facility, specialty clinic, special needs day care, public health agency, primary care, higher education, or day surgery center.



## Bedside Direct Care Not Required

Many CPN candidates provide hands-on care, but others are charge nurses, educators, consultants, researchers, patient advocates, care coordinators, and administrators.

## Test Anxiety?

PNCB's [Test-taking Strategies](#) resource is a free PowerPoint developed to help you learn exam preparation tips, strategies for answering multiple-choice exam questions, and techniques to manage test anxiety.



## Questions?

Contact PNCB at [exam@pncb.org](mailto:exam@pncb.org) so we can help. We wish you success in testing!